



**California Dream Act Application Changes**



# Today's Agenda



- CADAA Changes
- Formula: EFC to SAI
- Differences: CADAA vs FAFSA
- Preparing to Apply
- What to Expect after Filing
- Cal Grant and Scholarships



# What is happening?


- The California Student Aid Commission (CSAC) is making changes to the CADAA to include some updates in the FAFSA Simplification Act.

- This will include the change in the financial aid calculation for students.





# What is FAFSA Simplification?



FAFSA simplification was passed by Congress to make changes to the FAFSA application, including the first major redesign of the FAFSA process.

The goal is to make applying for federal student aid easier for students.



# When will the CADAA application open and close?



The new application was delayed and opened on December 31, 2023.

The priority filing date has been extended to May 2, 2024 for the CADAA.

The FAFSA priority filing date remains as May 2, 2024.







# What are the new benefits?



A more enhanced and streamlined application process for students.



Expands eligibility for California student aid, as the underlying calculation of the family's ability to contribute will change as well.



Students will be able to submit both their CADAA and their AB 540 affidavit form (also known as the nonresident tuition exemption form) at the same time.

# Prominent Changes



## Change #1:

**Enhancements (per the recommendations of a California higher education work groups) to reduce challenges for undocumented students accessing financial aid.**

- The commission hopes to increase the amount of undocumented students receiving financial aid.

## Change #2:

**Expected Family Contribution (EFC) will now be changed to Student Aid Index (SAI)**

- SAI will be used from now on when referring to the amount that your family *may be able* to contribute towards your education.

## Changes in the FAFSA / CADAA

### Change #3:

**The CADAA will have similar income reporting requirements and questions as it has in the past.**

- The new FAFSA requires the applicant and each contributor to individually consent to the direct data exchange process with the IRS. CADAA students will manually enter their information.

### Changes #4:

**Data sharing with the IRS will not be available for the CADAA.**

- There will be no requirement to create an FSA ID or consent to data sharing with the IRS like there is with the FAFSA.



## Differences between FAFSA / CADAA

### Change #5:

**The CADAA will keep the same number of questions; FAFSA will have fewer questions.**

- One of the FAFSA's prominent changes is the reduction of questions asked.

### Change #6:

**The CADAA will keep their language as “student” and “parent(s)”**

- The new FAFSA has updated terminology, using “contributor” to describe anyone inputting their information into the FAFSA, including the student, parent(s), guardian(s), or spouse.

## Formula Change: EFC to SAI

**Q: How is my SAI calculated?**

**A:** Most of the questions on your application will be used to calculate your SAI, which is a measurement of your family's financial strength. It will be used to determine your eligibility.

**Q: How do I find out my SAI and how will it be used?**


**A:** It will be listed on your CADAA Student Aid Report (SAR). It will be used to help prepare your financial aid offer, and to help you meet your financial need.

$$\text{COA} - \text{SAI} - \text{Other Financial Assistance} = \text{Financial Need}$$



# Terminology Changes to Remember

Old FAFSA and CADAA	New FAFSA	New CADAA
EFC (Expected Family Contribution)	SAI (Student Aid Index)	SAI (Student Aid Index)
Household Size	Family Size	Family Size
Student and Parent(s)	Contributor(s)	Student and Parent(s)
Student Aid Report (SAR)	FAFSA Submission Summary	Student Aid Report (SAR)
Dependency Status	Student Personal Circumstances	Dependency Status
IRS Data Retrieval Tool (FAFSA only)	Direct Data Exchange (DDX)	N/A



# How to Get Started





# Preparing to Apply: Tips



- Apply early! Submit your application by the **May 2, 2024 priority deadline** for full aid consideration.
- "Prior-Prior Year" allows students and their families to use income and tax information from one year earlier than previously required. **Your 2022 data will be used for the 2024-25 aid year.**
- Select the correct aid year on the CADAA when applying: 2024-25 for Fall 2024 admission.
- Keep copies of your tax returns and other documents in case they are needed.
- **Include UC Davis School Code 001313**
- **Reapply every year!**

# Preparing to Apply: Documents


- Student's name, permanent mailing address, citizenship status
- Individual Taxpayer Identification Number (ITIN), Statewide Student Identification number, Social Security number, or Alien Registration number (if you have one)**
- Parent's federal income tax return from tax year 2022 (if any contributors got an extension, complete soon to help with the process). If they didn't file taxes, you can use information from their W-2 forms.
- Student's 2022 federal income tax return, or evidence of income earned (W-2 form or pay records)**
- Records of child support received and federal benefits (SNAP, WIC, TANF, etc) received
- Current balances of cash, savings, and checking accounts.**
- Net worth of investments, rental properties, businesses, and farms.
- UC Davis school code: 001313**




# CADAA Login Page

 <b>STUDENT ACCOUNT</b>	 <b>PARENT SIGNATURE</b>
<ul style="list-style-type: none"><li>▪ Submit a CA Dream Act Application</li><li>▪ Update a previously submitted CA Dream Act Application</li><li>▪ Retrieve Username or Password</li></ul>	<ul style="list-style-type: none"><li>▪ Reserved for parent(s) ONLY</li><li>▪ Sign your child's CA Dream Act Application</li></ul>
<p><b>Login</b></p>	<p><b>Sign</b></p>
<p>Need an Account? Click <a href="#">here</a> for first-time account registration.</p>	

- The student will log in to Start a New Form on the left.
- After the application has been completed, parents will add their signature on the right side.



# CADAA Application: Student and Parent Section

- 
- Student Information Section
  - \*\*Personal identifiers, Personal Circumstances, Demographics, Financials, Colleges, AB540 Affidavit**
  - Student Spouse Information
  - Parent Information
  - Other Parent
  - Signature and Submit Page

## If Parent(s) Do Not Have SSN: CADAA

- **If the parent(s) do not have a social security number, enter their Individual Taxpayer Identification numbers (ITIN's)**
  - An ITIN is a nine-digit number that always begins with the number 9 and is in the following format: 9xx-xx-xxxx.
- **If your parent(s) have neither, enter all zeros**
  - The format will be: 000-00-0000
- **Reminder: CADAA filers do not need to create a FSA ID**



## Common CADAA Mistakes

- **If the name, date of birth, and/or social security number you reported on the CADAA does not match what is on your school record, you will need to resolve the discrepancy before we can review your application and financial aid eligibility.**
- Compare the information you entered on the UC Application and the CADAA to your social security number. *Make sure they are an exact match.*
- **If your name, date of birth, and/or social security number are incorrect:**
  - You'll need submit a CADAA Name/Date of Birth Change Request.
  - You'll also need to submit a correction with Admissions.
- **If your name, date of birth, and/or social security number are correct:**
  - Contact the Social Security Administration to ensure that the discrepancy is resolved.

## What to Expect After Filing

- **Once completed you will receive an email confirmation that you have successfully submitted your financial aid application.**
- **You will you will need to log in to CADAA to view your Student Aid Report (SAR) or to check the status of your application.**
  - The SAR provides you with a Student Aid Index (SAI) amount for 2024-25. Financial Aid and Scholarships will use the SAI to determine the types of aid you may receive.
  - You also can also print your SAR via the CADAA website (look for the “Cal SAR” tab in your online Dream Act application).
- **You can submit corrections to your application online through the CADAA website.**

## What to Expect After Filing

- **Students with a valid SAR will be directed to login to MyAwards to view their personalized UC Davis aid package and requirements.**
  - First-year and transfer students can access their information shortly after receiving admission notification.
  - Continuing students will receive an email when their aid is available – typically by late May.





# Applying for Cal Grants

**Students apply for a Cal Grant when they submit the CADAA.**

- Cal Grant applicants are also required to submit a GPA Verification form directly to the California Student Aid Commission (CSAC) by March 2 as part of the application process.
- Students can access the Cal Grant GPA Verification Form from the CSAC website. Be sure to select the appropriate form based on which application you filed.

**Continuing students: If you are already a Cal Grant recipient, there is no need to submit a GPA verification form. Your eligibility for Cal Grant is evaluated annually.**

- You can verify your renewal through WebGrants4Students.

**CSAC determines eligibility and notifies the student by sending a California Aid Report (CAR). You can monitor and manage your Cal Grant account on the CSAC website.**

# Applying for Scholarships

**Entering freshmen and transfer students apply for scholarships when they complete the UC Application for Admissions and Scholarships.**

**Current UC Davis undergraduates can apply for scholarships by completing and submitting the Continuing Undergraduate Scholarship Application once it becomes available in October through the early January deadline.**

- Detailed information about the application process is available at our Undergraduate Scholarships page. Scan the QR code to visit.



## Preparing to Apply: Websites

File the annual **FAFSA** or **California Dream Act** application (CADAA) between December 31, 2023 – April 2, 2024 for priority aid consideration.

### **FAFSA Application:**

- [studentaid.gov](https://studentaid.gov)

### **CADAA Application:**

- [dream.csac.ca.gov](https://dream.csac.ca.gov)

### **WebGrants 4 Students:**

- [mygrantinfo.csac.ca.gov](https://mygrantinfo.csac.ca.gov)

### • **On WebGrants 4 Students:**

- View Cal Grant, Middle Class Scholarship or Chafee Grant status
- Ensure that a certified Grade Point Average (GPA) was submitted to the California Student Aid Commission



# Visit our Website!

We have a CADAA website which offers students various resources, including a presentations, fliers, and a document checklist (both in English and Spanish) to ensure you have all the necessary information for your application.

Scan the QR code:





# We are here to help!

Find answers to your questions here  
and apply by May 2, 2024



**UC DAVIS**  
FINANCIAL AID  
AND SCHOLARSHIPS

